

Loading:

Monday – Friday 0600-1400

PPE Requirements:



Additional Information:



Reporting/Arrival:



ON ARRIVAL STOP AT
SECURITY GATE **B**



RECEPTION



EXIT VIA WEIGHBRIDGE AND GATE **A**

LOAD SECURING

Stand in **GREEN**
area during
loading



**DOORS MUST BE KEPT CLOSED WHEN
DRIVING ON SITE**



MIN X 12




MIN X 24


Straps **LC 2000 daN**




NO CUTS



NO KNOTS



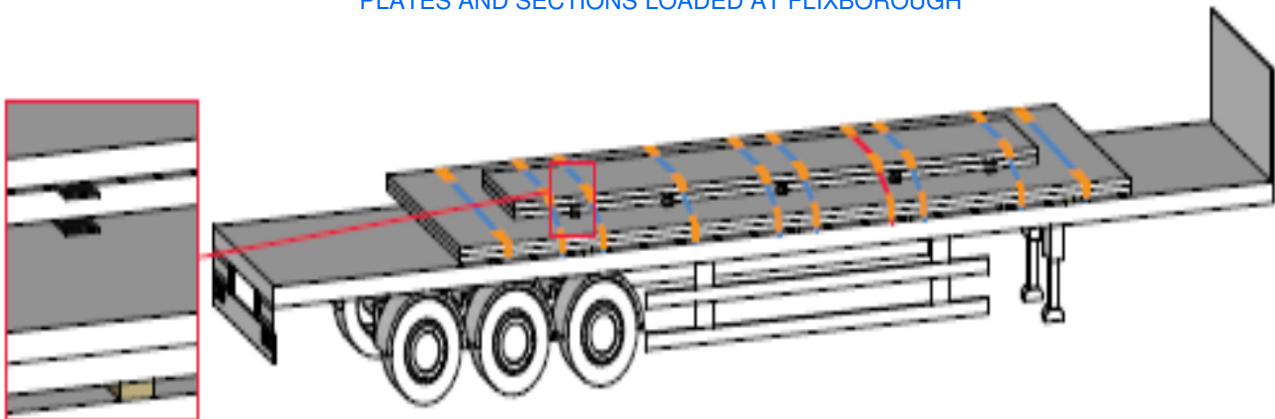
NOT WORN



**LOADS MUST BE SECURED IN THE LOADING BAY – PLEASE HAVE STRAPS
READY BEFORE ENTERING THE BAY**

TIE DOWN METHOD – EDGE PROTECTION MUST BE USED AT ALL TIMES

PLATES AND SECTIONS LOADED AT FLIXBOROUGH



SECURING INFORMATION WILL BE GIVEN AT LOADING POINT