

Loading:

Monday – Friday 0600-2200

PPE Requirements:



Additional Information:



Reporting/Arrival:



ON ARRIVAL STOP AT
INDUCTION SECURITY GATE A



AFTER INDUCTION GATE D



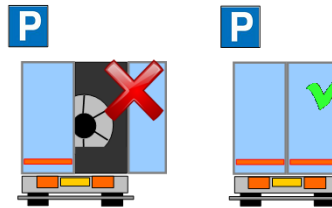
RECEPTION

Loading/Securing:

Stand in **GREEN**
area during
loading



**DOORS MUST BE KEPT CLOSED WHEN
DRIVING ON SITE**




MIN X 13


Straps **LC 2000 daN**




NO CUTS



NO KNOTS



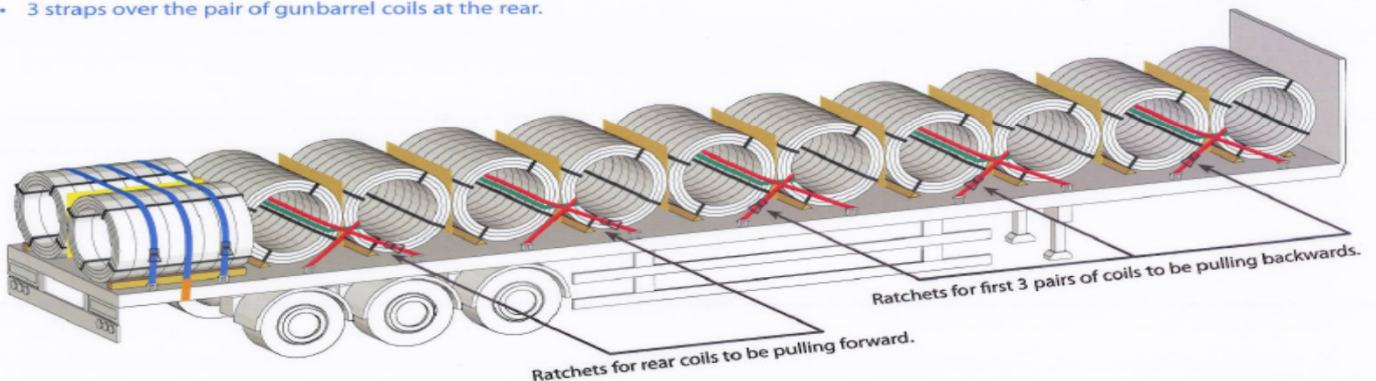
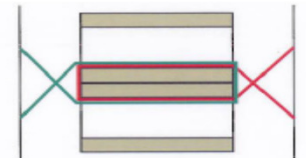
NOT WORN



**LOADS MUST BE SECURED IN THE LOADING BAY – PLEASE HAVE STRAPS
READY BEFORE ENTERING THE BAY**

Cross-loaded with a pair of gunbarrel at rear

- First coil is cross-loaded to the trailer headboard with a chock in front of and behind the coil.
- Chocks applied behind each cross-loaded coil.
- Cardboard may be required between coils, depending on customer.
- 2 figure-of-eight straps for each pair of cross-loaded coils.
- 3 straps over the pair of gunbarrel coils at the rear.



Every effort has been taken to ensure that the contents of this publication are accurate, but Tata Steel Europe Limited and its subsidiaries do not accept responsibility or liability for errors or information that is found to be misleading.

SECURING INFORMATION WILL BE ISSUED AT POINT OF LOADING